

PT05HFS 33-2500_4

iC-PT3325H Encoder Disc and Code Description

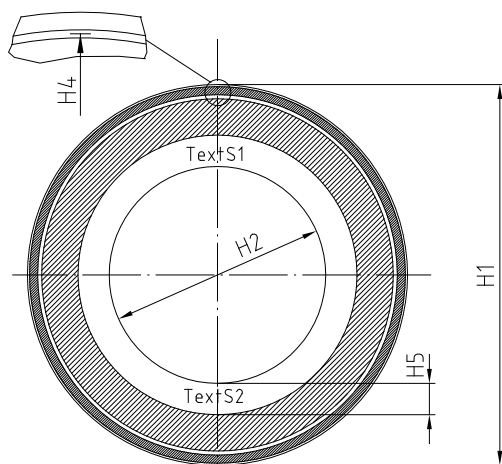


Rev A2, Page 1/2

ORDERING INFORMATION

Type	Order Designation	Description/Options
Encoder Disc	PT05HFS 33-2500_4	Incremental Code Disc A/B/Z 2500 PPR, U/V/W 4 PPR, dia 33.6 mm

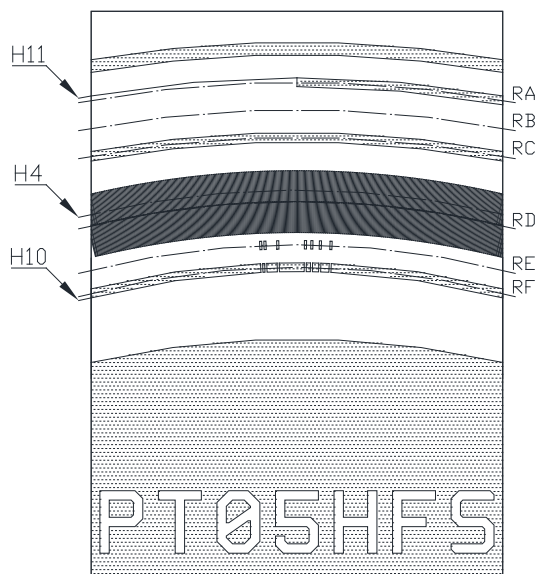
PHYSICAL DIMENSIONS



Design Example

Item	Parameter	Comments	[mm]	Tolerance
H1	Outer Diameter		33.6	± 0.2 mm
H2	Inner Diameter		12.0	$+ 0.02$ mm
H3	Thickness		0.18	
H4	Radius of Chip Center	referred to origin	14.5	
H5	Distance Pattern to Drill Hole		5.0	
H6	Code Track Eccentricity		± 0.01	
H7	TextS1	readable on side of pattern	PT05HFS	
H8	TextS2	readable on side of pattern	33-2500_4	

TRACK LAYOUT



Item	Parameter	Comments	[mm]
H4	Radius of Chip Center	referred to origin	14.500
H11	Code Pattern Radius	end	15.930
H10	Code Pattern Radius	begin	13.130
RA	Radius Track U		15.860
RB	Radius Track V		15.420
RC	Radius Track W		14.980
RD	Radius Track A/B		14.250
RE	Radius Track PZ		13.560
RF	Radius Track NZ		13.200

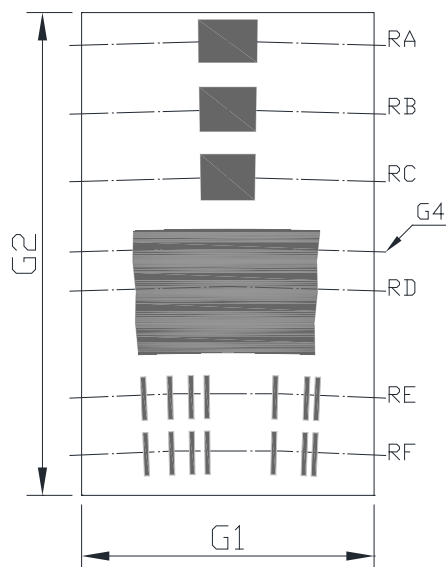
PT05HFS 33-2500_4

iC-PT3325H Encoder Disc and Code Description



Rev A2, Page 2/2

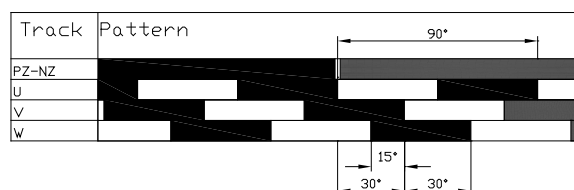
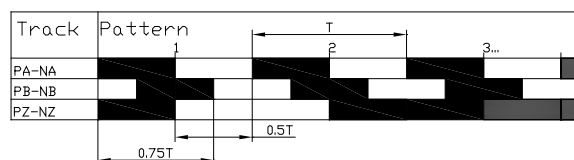
PHYSICAL DIMENSIONS: Photosensor Array



Item	Parameter	Comments	[mm]
G0	Name and Design Release	iC-PT3325H	
G1	Window Width		1.90
G2	Window Height		3.24
G4	Radius of Chip Center	referred to origin	14.500
RA	Radius Track U		15.860
RB	Radius Track V		15.420
RC	Radius Track W		14.980
RD	Radius Track A/B		14.250
RE	Radius Track PZ		13.560
RF	Radius Track NZ		13.200

TRACK ASSIGNMENT: Photosensor Array

Radius	Signal			
RA	4 PPR U			
RB	4 PPR V			
RC	4 PPR W			
RD	2500 PPR NA	2500 PPR NB	2500 PPR PA	2500 PPR PB
RE	1 PPR PZ			
RF	1 PPR NZ			



iC-Haus expressly reserves the right to change its products and/or specifications. An info letter gives details as to any amendments and additions made to the relevant current specifications on our internet website www.ichaus.com/infoletter; this letter is generated automatically and shall be sent to registered users by email.

Copying – even as an excerpt – is only permitted with iC-Haus' approval in writing and precise reference to source.

iC-Haus does not warrant the accuracy, completeness or timeliness of the specification and does not assume liability for any errors or omissions in these materials.

The data specified is intended solely for the purpose of product description. No representations or warranties, either express or implied, of merchantability, fitness for a particular purpose or of any other nature are made hereunder with respect to information/specification or the products to which information refers and no guarantee with respect to compliance to the intended use is given. In particular, this also applies to the stated possible applications or areas of applications of the product.

iC-Haus products are not designed for and must not be used in connection with any applications where the failure of such products would reasonably be expected to result in significant personal injury or death ("Safety-Critical Applications") without iC-Haus' specific written consent. Safety-Critical Applications include, without limitation, life support devices and systems. iC-Haus products are not designed nor intended for use in military or aerospace applications or environments or in automotive applications unless specifically designated for such use by iC-Haus.

iC-Haus conveys no patent, copyright, mask work right or other trade mark right to this product. iC-Haus assumes no liability for any patent and/or other trade mark rights of a third party resulting from processing or handling of the product and/or any other use of the product.